

# 4th World Implant Orthodontics Conference 2012

10-13 October 2012 | Hilton Hotel | Sydney

## Program Book






4th World Implant Orthodontic Conference

[www.wioc2012.com](http://www.wioc2012.com) ABN: 47 067 147 411

# Scientific Program

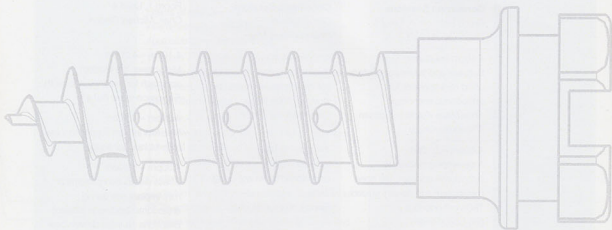
## Day 1 Thursday 11 October

8.30am – 5.20pm Level 3, Hilton	Exhibition opens	
8.30am – 8.40am Grand Ballroom A, Level 3	<b>Welcome and Introduction</b> <i>M. Ali Darendellier</i> 4th WIOC 2012 President	
8.40am – 9.30am Grand Ballroom A, Level 3	<b>Professor Tiziano Baccetti Memorial lecture</b> <i>Chair: M. Ali Darendellier</i> Young-Chel Park (Korea) WIOA President	
9.30am – 10.00am Grand Ballroom A, Level 3	<b>Plenary Lecture 3</b> <i>Chair: Junji Sugawara</i> How to increase TAD case acceptance and profitability John R (Bob) Smith (USA)	  Speaker sponsored by 
10.00am – 10.30am Grand Ballroom A, Level 3	<b>Plenary Lecture 4</b> <i>Chair: Junji Sugawara</i> Openbite closure with TADs: miniscrew-specific mechanics with long-term follow-up Jason Cope (USA)	Speaker sponsored by 
10.30am – 10.40am	Discussion	
<b>10.40am – 11.00am</b> <b>Exhibition Level 3</b>	<b>Morning Tea and Exhibition</b>	
11.00am – 12.10pm	<b>Young Chel Park Award Finalists Presentations</b> Grand Ballroom A, Level 3 <i>Chair: Stephen Duncan</i>	<b>Invited Speakers Concurrent Sessions</b> Grand Ballroom B, Level 3 <i>Chair: Birte Melsen</i>
	11.00am – 11.10am Biologic stability of plasma ion planted miniscrews <i>Hyung Seog Yu (Republic Of Korea)</i>	11.00am – 11.30am Mini-implants – increasing success – the anterior palate <i>Bjorn Ludwig (Germany)</i>
	11.10am – 11.20am Effects of low laser therapy on immediate inflammatory response after miniscrew insertion <i>Aguinaldo Silva Garcez (Brazil)</i>	11.30am – 12.00pm Treating anterior open bites with TADs: Should we all be doing it? <i>Nour Elcin Tarraf</i>
	11.20am – 11.30am Miniscrew geometry and bone characteristics: an experimental study on primary stability <i>Marco Migliorati (Italy)</i>	
	11.30am – 11.40am Miniscrew-retained pontics in growing patients: a biological approach <i>Roberto Ciarantini (Italy)</i>	
	11.40am – 11.50am Interleukin-1 $\beta$ Levels In Peri-Implant Crevicular Fluid (PICF) and gingival crevicular fluid (GCF) during enmasse retraction of anterior teeth: a clinical and biochemical study <i>Sushma Chaurasia (India)</i>	

	11.50am – 12.00pm Controlling upper incisor inclination by intrusion using TADs in patients with unfavorable upper incisor inclination for lip retrusion <i>Tae Young Kim (Republic of Korea)</i>	
	12.00pm – 12.10pm The orthopaedic correction of skeletal III malocclusions using skeletal anchorage plates and alternating rapid maxillary expansion and contraction <i>Kitirat Jippy Buck (Australia)</i>	
12.10pm – 12.20pm	Discussion	Discussion
<b>12.20pm – 2.00pm</b> <b>Exhibition Level 3</b>	<b>Lunch and Exhibition</b>	
	<b>Invited Speaker Concurrent Sessions</b> Grand Ballroom A, Level 3 <i>Chair: Michael Dineen</i>	<b>Invited Speaker Concurrent Sessions</b> Grand Ballroom B, Level 3 <i>Chair: Eric Liou</i>
2.00pm – 2.30pm	The angels and the devils in using TAD <i>George Anka (Japan)</i>	The possibility of maximising treatment outcomes using virtual model <i>Yung-Yul Cha (USA)</i>
2.30pm – 3.00pm	Should the indication for TADs be changed? <i>Birte Melsen (Denmark)</i>  <i>Speaker sponsored by</i>	Want to get better at TADs? There's an App for that! <i>Sebastian Baumgaertel (USA)</i>  <i>Speaker sponsored by</i>
3.00pm – 3.30pm	Fact and fallacy of skeletal anchorage in orthodontics <i>Hee-Moon Kyung (Korea)</i>	Biological markers of miniscrew success <i>Om P. Kharbanda (India)</i>
3.30pm – 3.40pm	Discussion	Discussion
<b>3.40pm – 4.10pm</b> <b>Exhibition Level 3</b>	<b>Afternoon tea</b>	
4.10pm – 5.20pm	<b>Invited Speaker Concurrent Sessions</b> Grand Ballroom A, Level 3 <i>Chair: Om P Kharbanda</i>	<b>Invited Speaker Concurrent Sessions</b> Grand Ballroom B, Level 3 <i>Chair: Giuliano Maino</i>
	4.10pm – 4.40pm Success and failure parameters using mini-implants for orthodontic anchorage <i>Anne Marie Kuijpers-Jagtman (The Netherlands)</i>	4.10pm – 4.40pm Healing of loaded vs unloaded self-drilling mini-implants. A study in rabbit tibiae <i>Camillo Morea (Brazil)</i>
	4.40pm – 5.10pm A developing innovative orthodontic concept: the bone metabolism and density guided TADs orthodontics <i>Eric Liou (Taiwan)</i>	4.40pm – 5.10pm Increasing efficiency in orthodontic treatment using TADs <i>Flavio Uribe (USA)</i>
		<b>Rapid Fire Presentations</b> Room 1, Level 4 <i>Chair: Michael Dineen</i>
		4.10pm – 4.20pm Miniscrews: the modern approach for the impacted teeth <i>Francesco Vurro (Italy)</i>
		4.20pm – 4.30pm Mist: Mini Implant supported tubes <i>Nitin Muralidhar (India)</i>
		4.30pm – 4.40pm Stress distribution patterns at mini-implant site during orthodontic loading in different directions - a three dimensional finite element study <i>Gautham Sivamurthy (Malaysia)</i>

# Scientific Program

			<p>4.40pm – 4.50pm A newly developed short micro-implant, available or not <i>Sunagawa Hiroko (Japan)</i></p> <p>4.50pm – 5.00pm Correction of maxillary deficiency with intermaxillary traction to mandibular mini plates <i>Merianda Kuttappa (India)</i></p> <p>5.00pm – 5.10pm Orthodontic mini implant with a built-in retraction mechanism <i>Akhter Husain (India)</i></p> <p>5.10pm – 5.20pm Versatility of micro-implants <i>Ketan Vakil (India)</i></p> <p>5.20pm – 5.30pm Histopathological, histomorphometrical, immunohistochemical and microtomographical evaluation of the changes in bone by loading of mini-screw <i>Suzan Duygu Sipahi (Turkey)</i></p>
5.20pm – 5.30pm	Discussion	Discussion	Discussion
7.00pm -11.00pm	<b>Conference Party</b> <b>Dress: Smart Casual</b> <b>Venue: The Ivy Ballroom, Level 1, 320 George St, Sydney</b>		



## Day 2 Friday 12 October: Auxiliary Staff Program and Rapid Fire Presentations

8.00am – 5.00pm Level 3, Hilton	Exhibition opens	
8.00am – 9.00am Room 1, Level 4	Presentation of TADs to prospective patients <i>John R (Bob) Smith (USA)</i>	
9.00am – 10.00am Room 1, Level 4	How we place micro implants in Mackay – North Queensland <i>Peter Monkton (Australia)</i>	
<b>10.00am – 10.30am</b> <b>Exhibition Level 3</b>	<b>Morning Tea and Exhibition</b>	
10.30am – 12.30pm	Room 1, Level 4	Room 5, Level 4
10.30am – 11.30am	Sterilisation and infection control issues <i>Dee McPherson (Australia)</i>	Enjoying your workday - Essentials for today and beyond <i>Vasanth Srinivasan (Australia)</i>
11.30am – 12.30pm	Chairside techniques to assist doctors in TAD treatment <i>John R (Bob) Smith (USA)</i>	Presentation and pricing TADs for prospective patients <i>Mona Walker (Australia)</i>
<b>12.30pm – 1.30pm</b> <b>Exhibition Level 3</b>	<b>Lunch and Exhibition</b>	
	Room 1, Level 4	
1.30pm – 2.30pm	Care and post placement discussion with patients by staff <i>John R (Bob) Smith (USA)</i>	
2.30pm – 3.30pm	Overview of the various available TAD systems <i>M. Ali Darendeller (Australia)</i>	
<b>3.30pm – 4.00pm</b> <b>Exhibition Level 3</b>	<b>Afternoon tea and Exhibition</b>	
	Room 1, Level 4	<b>Rapid Fire Presentations</b> Grand Ballroom B, Level 3 <i>Chair: Theo Baisi</i>
	4.00pm – 5.00pm Different cases that can be successfully treated with TADs <i>John R (Bob) Smith (USA)</i>	3.30pm – 3.40pm Evaluation of cortical bone thickness in maxillary and mandibular bones using Computed Tomography (CT) scan images <i>Jeegar Vakil (India)</i>  3.40pm – 3.50pm Zygomatic mini-implant for Class II correction in growing patients <i>Mostafa El Dewlatly (Egypt)</i>

# Scientific Program

3.50pm – 4.00pm

Corticotomy assisted rapid maxillary expansion

*Mohamed Echchadi (Morocco)*

4.00pm – 4.10pm

Extrusion of retained and dystopic teeth using mini-implant-borne mechanics

*Manuel Nienkemper (Germany)*

4.10pm – 4.20pm

Miniscrew implant supported sliding jig distalization system (MISSJDS) for non extraction treatment of Class II malocclusion

*Prabhat KC*

4.20pm – 4.30pm

Minimalism but better and faster treatment of CI I bimaxillary severe protrusion case.

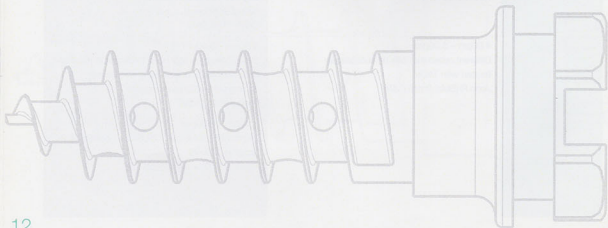
*Somchai Manopatanakul (Thailand)*

4.30pm – 4.40pm

Treatment of Class III malocclusions using Temporary Anchorage Devices (TADs) and intermaxillary Class III elastics in the growing patient

*Saad Al-Mozani (Australia)*

Discussion



## Day 2 Friday 12 October: Australian Society of Orthodontists Clinical Day Program



	<i>Chair: Steve Brown</i>
8.15am – 8.30am State Room, Level 2	Welcome by the Dean of the Faculty of Dentistry, University of Sydney <i>Chris Peck (Australia)</i>
8.30 – 9.15am State Room, Level 2	Enhancing facial esthetics and smile with smart wires <i>Ravi Nanda (USA)</i>
9.15am – 10.00am State Room, Level 2	3D - the third dimension in orthognathic surgery: the devil and the detail <i>Peter Tsakiris (Australia)</i>
<b>10.00am – 10.30am Exhibition Level 3</b>	<b>Morning Tea and Exhibition</b>
	<i>Chair: Steve Brown</i>
10.30am – 11.15am State Room, Level 2	Surgical management of soft tissue in recession around Lower Incisors <i>Kevin Todes (Australia)</i>
11.15am – 12.00pm State Room, Level 2	Management of edentulous and terminal dentitions <i>Yvonne Vidovic (Australia)</i>
<b>12.00pm – 1.30pm Exhibition Level 3</b>	<b>Lunch and Exhibition</b>
	<i>Chair: Sam Whittle</i>
1.30pm – 2.15pm State Room, Level 2	"It's Alive!" - Pulp Regeneration <i>Michelle Heffernan (Australia)</i>
2.15pm – 3.00pm	Annual General Meeting ASO NSW and Presentation of awards
<b>3.00pm – 3.30pm Exhibition Level 3</b>	<b>Afternoon tea and Exhibition</b>
	<i>Chair: Sam Whittle</i>
3.30pm – 4.00pm State Room, Level 2	Management of occlusal cants <i>Eric Liou (Taiwan)</i>
4.00pm – 4.45pm State Room, Level 2	The future of orthodontics <i>M. Ali Darendellier (Australia)</i>
4.45pm	Close

# Scientific Program

## Day 3 Saturday 13 October

8.30am – 4.10pm Level 3, Hilton	Exhibition opens	
8.30am – 10.10pm	<b>Invited Speaker Concurrent Sessions</b> Grand Ballroom A, Level 3 Chair: Anne Marie Kuijpers-Jagtman	<b>Invited Speaker Concurrent Sessions</b> Grand Ballroom B, Level 3 Chair: Seung-Hak Baek
8.30am – 9.00am	Application of implant-borne mesialisation and distalisation appliances <i>Dieter Drescher (Germany)</i>	Space closure - new horizons in treatment of agenesis <i>Morten Laursen (Denmark)</i>
9.00am – 9.30am	Introduction TADs with interchangeable upper units <i>Yasuhiro Itsuki (Japan)</i>	Biomechanics considerations in molar protraction with skeletal anchorage <i>Ravindra Nanda (USA)</i>
9.30am – 10.00am	Multipurpose use of TAD's, how to use mini-implants for different goals <i>Benedict Wilmes (Germany)</i> Speaker sponsored by  	Management of edentulous space and molar movement with mini implants <i>Jang Yeol Lee (Republic of Korea)</i>
10.00am – 10.10am	Discussion	Discussion
<b>10.10am – 10.30am</b> <b>Exhibition Level 3</b>	<b>Morning tea and Exhibition</b>	
10.30am – 12.40pm	<b>Invited Speaker Concurrent Sessions</b> Grand Ballroom A, Level 3 Chair: Jang Yeol Lee	<b>Invited Speaker Concurrent Sessions</b> Grand Ballroom B, Level 3 Chair: Ravindra Nanda
10.30am – 11.00am	Anticipated benefit – elimination conventional orthodontic preparation for orthognathic surgery <i>Jorge Faber (Brazil)</i>	Do you believe the maxillary group distalization using interradicular miniscrews? <i>Shingo Kuroda (Japan)</i>
11.00am – 11.30am	Border line cases? No more border lines in Corticotomy combined biocreative orthodontics <i>Seong-Hun Kim (Republic of Korea)</i>	The difference between with conventional anchorage and with miniscrew anchorage in retraction of ant. Teeth <i>Seung-Hyun Kyung (Republic of Korea)</i>
11.30am – 12.00pm	Strategic Pre-orthodontic Orthognathic Surgery (POGS) using Miniscrews <i>Kee-Joan Lee (Republic of Korea)</i>	The limitation of molar distal movement: CBCT study <i>Junji Ohtani (Japan)</i>
12.00pm – 12.30pm	Pros and cons of Sendai surgery first <i>Junji Sugawara (Japan)</i>	Accelerating canine retraction with combined interseptal bone reduction and mini-screws <i>Udom Thongdamporn (Thailand)</i>
12.30pm – 12.40pm	Discussion	Discussion
<b>12.40pm – 2.00pm</b> <b>Exhibition Level 3</b>	<b>Lunch and Exhibition</b>	
2.00pm – 3.40pm	<b>Invited Speaker Concurrent Sessions</b> Grand Ballroom A, Level 3 Chair: Seung-Hyun Kyung	<b>Invited Speaker Concurrent Sessions</b> Grand Ballroom B, Level 3 Chair: Hee-Moon Kyung
2.00pm – 2.30pm	The palatal implant for anchorage, still a good choice <i>Peter Goeliner (Switzerland)</i>	A novel approach for short face adults with insufficient smile display using miniscrew anchorage <i>James Cheng-Yi Lin (Taiwan)</i>



2.30pm – 3.00pm	The clinician's challenge – knowing when to reach for the temporary anchor <i>Mithran Goonevardene (Australia)</i>	Treatment of facial asymmetry with canted occlusal plane using miniscrew <i>Teruko Takano-Yamamoto (Japan)</i>	
3.00pm – 3.30pm	Intermaxillary traction with miniscrews; openbite closure with spontaneous molar intrusion <i>Chooryung J. Chung (Republic of Korea)</i>	A combination of MEAW and mini-implant to correct a skeletal Class II openbite <i>Tae-Woo Kim (Republic of Korea)</i>	
3.30pm – 3.40pm	Discussion	Discussion	
<b>3.40pm – 4.10pm</b> <b>Exhibition Level 3</b>	<b>Afternoon tea and Exhibition</b>		
4.10pm – 5.20pm	<b>Invited Speaker Concurrent Sessions</b> Grand Ballroom A, Level 3 Chair: <i>Lam Cheng</i>	<b>Invited Speaker Concurrent Sessions</b> Grand Ballroom B, Level 3 Chair: <i>Oyku Dakci</i>	<b>Rapid Fire Presentations</b> Room 1, Level 4 Chair: <i>Dieter Drescher</i>
	4.10pm – 4.40pm Current concept and clinical application of midface protraction using miniplate anchorage and/or distraction osteogenesis in class III and cleft patients <i>Seung-Hak Baek (South Korea)</i>	4.10pm – 4.40pm An alternative approach to orthopaedic correction of malocclusion by using TADs <i>Giuliano Maino (Italy)</i>	4.10pm – 4.20pm Mini-implants in orthodontics <i>Sunita Singh (India)</i> 4.20pm – 4.30pm The case report on traction of impacted maxillary canine using TSAD <i>DJ Lee (Republic of Korea)</i>
	4.40pm – 5.10pm TADs in the treatment of severe skeletal Class II malocclusion <i>Lisa Hsiang Lin (Taiwan)</i>	4.40pm – 5.10pm "A screw in need is a screw indeed" – do we rely on screw too much? <i>Wen Chung Chang (Taiwan)</i>	4.30pm – 4.40pm MICROIMPLANT: a wonder device <i>Nilay Reddy Yeturi Vamsi (India)</i> 4.40pm – 4.50pm Molar distalization by using vertically installed mini-screw <i>Ju-Young Lee (Republic of Korea)</i> 4.50pm – 5.00pm Retrospective investigation of clinical factors influencing success rate of Brazilian miniscrews in orthodontic treatment <i>Luiz Previdente (Brazil)</i> 5.00pm – 5.10pm Zones for TAD anchorage in maxilla and mandible: Inter-radiacular space and cortical bone thickness in human adults <i>Ajay Mathur (India)</i>
5.10pm – 5.20pm	Discussion	Discussion	Discussion
5.20pm – 5.40pm	<b>Award presentations</b> <b>Closing remarks and photo opportunity</b> <b>5th WIOC Presentation</b>		